

Account Statement

March 1, 2025 - March 31, 2025

TIVERTON POLICE PENSION PLAN AGY



23 Broad Street, Westerly, RI 02891

www.washtrustwealth.com

Washington Trust Wealth Management is pleased to announce our **NEW** enhanced Personal Financial Portal coming in summer 2025. We will be in touch soon with more details, including how to access your new online and mobile experience.

Please contact your Wealth Advisor if you have any questions.

Your Team Is Here to Help

Wealth Management Officer: Vincent J Kilbridge 401 654 4841 Vjkilbridge@Washtrust.Com

Portfolio Manager: Eugene J McCabe 401 654 4807 Ejmccabe@Washtrust.Com

Wealth Management Associate: Eric M Wilson 401-654-4828 emwilson@washtrust.com

Accounts Included In This Statement

xxxxxx0538

TIVERTON POLICE PENSION PLAN AGY

Town of Tiverton

ATTN Denise Saurette, Treas.
343 Highland Road
Tiverton, RI 02878
United States

This page intentionally left blank.

Table of Contents

Schedules	Page
Overview of Your Account.....	5
Portfolio Analysis.....	6
Portfolio Holdings.....	7
Your Transaction Detail.....	14
Information.....	18



This page intentionally left blank.

Overview of Your Account - xxxxxx0538 TIVERTON POLICE PENSION PLAN AGY

Investment Objective: Growth

Activity Summary

	This Period (\$)	Year to Date
Beginning Market Value	20,824,285.28	20,742,334.51
Cash & Security Transfers	0.00	0.00
Contributions	18,665.62	60,989.10
Income & Capital Gain Distributions	70,456.27	99,256.44
Fees	-9,654.22	-29,024.13
Withdrawals	-123,737.77	-370,513.31
Change in Account Value	-869,279.13	-592,306.56
Market Value on Mar 31, 2025	\$19,910,736.05	\$19,910,736.05

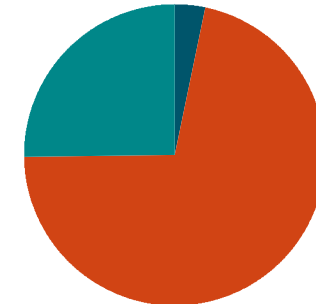
Income Earned

	This Period (\$)	Year to Date
Taxable Income	0.00	0.00
Tax-Exempt Income	70,456.27	99,256.44
Tax-Deferred Income	0.00	0.00
Total Income Earned	\$70,456.27	\$99,256.44
Total Short Term Realized Capital Gain/Loss	\$0.00	\$13,007.61
Total Long Term Realized Capital Gain/Loss	\$0.00	\$1,483,684.28
Total Realized Capital Gain/Loss	\$0.00	\$1,496,691.89

This summary is for your reference. It is not intended for tax-reporting purposes. Taxable income is taxable at the federal level and may be taxable at the state level. Income Earned amount shown is net of foreign tax withholding, if applicable.

Asset Allocation on March 31, 2025

	Market Value (\$)	Percent
■ Cash	649,974.74	3%
■ Equities	14,238,141.55	72%
■ Fixed Income	5,022,619.76	25%
Total of Your Account	\$19,910,736.05	100%

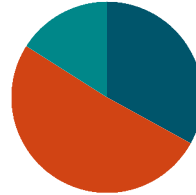


This pie chart reflects managed assets only.

Portfolio Analysis - xxxxxx0538 TIVERTON POLICE PENSION PLAN AGY

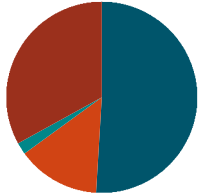
Bond Maturity

	Market Value (\$)	Percent
■ Less than Five years	1,635,786.75	33%
■ Five to Ten years	2,577,318.01	51%
■ Greater than Fifteen years	809,515.00	16%
Total of Your Portfolio	\$5,022,619.76	100%



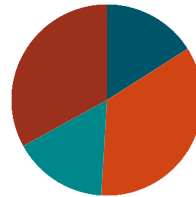
Bond Quality Ratings

	Market Value (\$)	Percent
■ Aaa	2,584,552.00	51%
■ A	703,544.01	14%
■ Baa	98,737.00	2%
■ No Moody's Rating	1,635,786.75	33%
Total of Your Portfolio	\$5,022,619.76	100%



Fixed Income Sector Analysis

	Market Value (\$)	Percent
■ Taxable Government	809,515.00	16%
■ Taxable Agency	1,775,037.00	35%
■ Corporate	802,281.01	16%
■ Cert of Deposit FI	1,635,786.75	33%
Total of Your Portfolio	\$5,022,619.76	100%



Portfolio Holdings on March 31, 2025

	Quantity	Price	Market Value	Accrued Income	Cost Basis / Unrealized G/L	Est. Ann. Inc. /Yield at Market	% of Account
xxxxxx0538 TIVERTON POLICE PENSION PLAN AGY							
Cash							
<i>Cash and Equivalents</i>							
Fidelity Government Portfolio (TICKER: FRGXX , CUSIP:31607A703)	649,974.74	1.00	649,974.74	2,201.13	649,974.74 0.00	25,680.50 3.95%	3.26%
Total Cash and Equivalents			\$649,974.74	\$2,201.13	\$649,974.74 \$0.00	\$25,680.50 3.95%	3.26%
Total Cash			\$649,974.74	\$2,201.13	\$649,974.74 \$0.00	\$25,680.50 3.95%	3.26%
Equities							
<i>Domestic Equity</i>							
Abbott Laboratories (TICKER: ABT , CUSIP:002824100)	700.00	132.65	92,855.00	0.00	79,438.80 13,416.20	1,652.00 1.78%	0.47%
Accenture PLC (TICKER: ACN , CUSIP:G1151C101)	430.00	312.04	134,177.20	0.00	53,424.58 80,752.62	2,545.60 1.90%	0.67%
Adobe Inc (TICKER: ADBE , CUSIP:00724F101)	350.00	383.53	134,235.50	0.00	116,910.72 17,324.78	0.00	0.67%
Alphabet Inc (TICKER: GOOGL , CUSIP:02079K305)	1,500.00	154.64	231,960.00	0.00	55,138.15 176,821.85	1,200.00 0.52%	1.16%
Amazon.com Inc (TICKER: AMZN , CUSIP:023135106)	1,200.00	190.26	228,312.00	0.00	95,381.48 132,930.52	0.00	1.15%
American Tower Corp (TICKER: AMT , CUSIP:03027X100)	650.00	217.60	141,440.00	0.00	109,925.86 31,514.14	4,264.00 3.01%	0.71%
Apple Inc (TICKER: AAPL , CUSIP:037833100)	1,100.00	222.13	244,343.00	0.00	58,354.40 185,988.60	1,100.00 0.45%	1.23%
Becton Dickinson and Co (TICKER: BDX , CUSIP:075887109)	675.00	229.06	154,615.50	0.00	139,695.39 14,920.11	2,808.00 1.82%	0.78%
Blackrock Inc (TICKER: BLK , CUSIP:09290D101)	115.00	946.48	108,845.20	0.00	50,886.80 57,958.40	2,396.60 2.20%	0.55%
Blackstone Inc (TICKER: BX , CUSIP:09260D107)	450.00	139.78	62,901.00	0.00	55,672.72 7,228.28	919.80 1.46%	0.32%

Portfolio Holdings on March 31, 2025 (continued)

	Quantity	Price	Market Value	Accrued Income	Cost Basis / Unrealized G/L	Est. Ann. Inc. /Yield at Market	% of Account
<i>Domestic Equity (continued)</i>							
Booking Holdings Inc (TICKER: BKNG , CUSIP:09857L108)	30.00	4,606.91	138,207.30	0.00	50,651.76 87,555.54	1,075.50 0.78%	0.69%
Broadcom INC (TICKER: AVGO , CUSIP:11135F101)	700.00	167.43	117,201.00	0.00	21,201.89 95,999.11	1,652.00 1.41%	0.59%
Copart Inc (TICKER: CPRT , CUSIP:217204106)	1,300.00	56.59	73,567.00	0.00	76,258.52 -2,691.52	0.00	0.37%
Costco Wholesale Corp (TICKER: COST , CUSIP:22160K105)	130.00	945.78	122,951.40	0.00	28,385.84 94,565.56	603.20 0.49%	0.62%
elf Beauty Inc (TICKER: ELF , CUSIP:26856L103)	1,000.00	62.79	62,790.00	0.00	114,310.93 -51,520.93	0.00	0.32%
Eli Lilly & Co (TICKER: LLY , CUSIP:532457108)	125.00	825.91	103,238.75	0.00	69,225.49 34,013.26	750.00 0.73%	0.52%
Equinix Inc (TICKER: EQIX , CUSIP:29444U700)	125.00	815.35	101,918.75	0.00	74,370.86 27,547.89	2,345.00 2.30%	0.51%
GXO Logistics Inc (TICKER: GXO , CUSIP:36262G101)	1,800.00	39.08	70,344.00	0.00	97,973.84 -27,629.84	0.00	0.35%
Home Depot Inc/The (TICKER: HD , CUSIP:437076102)	300.00	366.49	109,947.00	0.00	66,678.81 43,268.19	2,760.00 2.51%	0.55%
Honeywell International Inc (TICKER: HON , CUSIP:438516106)	350.00	211.75	74,112.50	0.00	50,720.57 23,391.93	1,582.00 2.13%	0.37%
Intuitive Surgical Inc (TICKER: ISRG , CUSIP:46120E602)	285.00	495.27	141,151.95	0.00	69,066.56 72,085.39	0.00	0.71%
IQVIA Holdings Inc (TICKER: IQV , CUSIP:46266C105)	900.00	176.30	158,670.00	0.00	115,944.84 42,725.16	0.00	0.80%
Jacobs Solutions Inc (TICKER: J , CUSIP:46982L108)	1,150.00	120.89	139,023.50	0.00	110,540.69 28,482.81	1,472.00 1.06%	0.70%
Johnson & Johnson (TICKER: JNJ , CUSIP:478160104)	800.00	165.84	132,672.00	0.00	117,934.30 14,737.70	3,968.00 2.99%	0.67%
JPMorgan Chase & Co (TICKER: JPM , CUSIP:46625H100)	500.00	245.30	122,650.00	0.00	134,827.44 -12,177.44	2,800.00 2.28%	0.62%

Portfolio Holdings on March 31, 2025 (continued)

	Quantity	Price	Market Value	Accrued Income	Cost Basis / Unrealized G/L	Est. Ann. Inc. /Yield at Market	% of Account
<i>Domestic Equity (continued)</i>							
Live Nation Entertainment Inc (TICKER: LYV , CUSIP:538034109)	1,100.00	130.58	143,638.00	0.00	80,579.77 63,058.23	0.00	0.72%
Marsh & McLennan COS INC (TICKER: MMC , CUSIP:571748102)	725.00	244.03	176,921.75	0.00	86,279.64 90,642.11	2,363.50 1.34%	0.89%
McDonald's CORP (TICKER: MCD , CUSIP:580135101)	400.00	312.37	124,948.00	0.00	111,662.73 13,285.27	2,832.00 2.27%	0.63%
Meta Platforms Inc (TICKER: META , CUSIP:30303M102)	275.00	576.36	158,499.00	0.00	52,182.54 106,316.46	577.50 0.36%	0.80%
Microsoft CORP (TICKER: MSFT , CUSIP:594918104)	675.00	375.39	253,388.25	0.00	52,993.70 200,394.55	2,241.00 0.88%	1.24%
Mondelez International Inc (TICKER: MDLZ , CUSIP:609207105)	3,000.00	67.85	203,550.00	1,410.00	145,252.20 58,297.80	5,640.00 2.77%	1.02%
NextEra Energy Inc (TICKER: NEE , CUSIP:65339F101)	2,175.00	70.89	154,185.75	0.00	117,341.62 36,844.13	4,928.55 3.20%	0.77%
NVIDIA Corp (TICKER: NVDA , CUSIP:67066G104)	2,000.00	108.38	216,760.00	20.00	10,321.27 206,438.73	80.00 0.04%	1.09%
Palo Alto Networks Inc (TICKER: PANW , CUSIP:697435105)	675.00	170.64	115,182.00	0.00	22,635.81 92,546.19	0.00	0.58%
PayPal Holdings INC (TICKER: PYPL , CUSIP:70450Y103)	1,500.00	65.25	97,875.00	0.00	74,648.65 23,226.35	0.00	0.49%
Quanta Services Inc (TICKER: PWR , CUSIP:74762E102)	250.00	254.18	63,545.00	0.00	44,274.20 19,270.80	100.00 0.16%	0.32%
RTX Corp (TICKER: RTX , CUSIP:75513E101)	1,200.00	132.46	158,952.00	0.00	87,816.33 71,135.67	3,024.00 1.90%	0.80%
Salesforce Inc (TICKER: CRM , CUSIP:79466L302)	475.00	268.36	127,471.00	0.00	77,589.53 49,881.47	790.40 0.62%	0.64%
S&P Global Inc (TICKER: SPGI , CUSIP:78409V104)	325.00	508.10	165,132.50	0.00	105,857.22 59,275.28	1,248.00 0.76%	0.83%
Stryker CORP (TICKER: SYK , CUSIP:863667101)	325.00	372.25	120,981.25	273.00	57,409.36 63,571.89	1,092.00 0.90%	0.61%

Portfolio Holdings on March 31, 2025 (continued)

	Quantity	Price	Market Value	Accrued Income	Cost Basis / Unrealized G/L	Est. Ann. Inc. /Yield at Market	% of Account
<i>Domestic Equity (continued)</i>							
Thermo Fisher Scientific Inc (TICKER: TMO , CUSIP:883556102)	375.00	497.60	186,600.00	161.25	71,484.95 115,115.05	645.00 0.35%	0.94%
TJX Cos Inc/The (TICKER: TJX , CUSIP:872540109)	1,250.00	121.80	152,250.00	0.00	63,673.09 88,576.91	2,125.00 1.40%	0.76%
Uber Technologies Inc (TICKER: UBER , CUSIP:90353T100)	2,000.00	72.86	145,720.00	0.00	52,455.33 93,264.67	0.00	0.73%
Verisk Analytics Inc (TICKER: VRSK , CUSIP:92345Y106)	575.00	297.62	171,131.50	0.00	66,638.07 104,493.43	1,035.00 0.60%	0.86%
Visa INC (TICKER: V , CUSIP:92826C839)	600.00	350.46	210,276.00	0.00	37,834.14 172,441.86	1,416.00 0.67%	1.06%
Walt Disney Co/The (TICKER: DIS , CUSIP:254687106)	1,350.00	98.70	133,245.00	0.00	161,728.29 -28,483.29	1,350.00 1.01%	0.67%
Westinghouse Air Brake Technologies Corp (TICKER: WAB , CUSIP:929740108)	800.00	181.35	145,080.00	0.00	41,676.72 103,403.28	800.00 0.55%	0.73%
Zoetis INC (TICKER: ZTS , CUSIP:98978V103)	950.00	164.65	156,417.50	0.00	163,493.05 -7,075.55	1,900.00 1.21%	0.79%
Total Domestic Equity			\$6,783,879.05	\$1,864.25	\$3,798,749.45 \$2,985,129.60	\$70,081.65 1.03%	34.07%
<i>International Equity</i>							
Aptiv PLC (TICKER: APTV , CUSIP:G3265R107)	1,950.00	59.50	116,025.00	0.00	118,636.54 -2,611.54	0.00	0.58%
ASML Holding NV (TICKER: ASML , CUSIP:N07059210)	225.00	662.63	149,091.75	0.00	157,536.63 -8,444.88	1,295.55 0.87%	0.75%
LVMH Moet Hennessy Louis Vuitton SE (TICKER: LVMUY , CUSIP:502441306)	625.00	123.87	77,418.75	0.00	103,914.22 -26,495.47	1,387.50 1.79%	0.39%
Total International Equity			\$342,535.50	\$0.00	\$380,087.39 -\$37,551.89	\$2,683.05 0.78%	1.72%

Portfolio Holdings on March 31, 2025 (continued)

	Quantity	Price	Market Value	Accrued Income	Cost Basis / Unrealized G/L	Est. Ann. Inc. /Yield at Market	% of Account
Domestic Equity Funds							
iShares Russell 2000 ETF (TICKER: IWM , CUSIP:464287655)	2,900.00	199.49	578,521.00	0.00	340,366.95 238,154.05	7,157.20 1.24%	2.91%
iShares Russell Mid-Cap ETF (TICKER: IWR , CUSIP:464287499)	25,000.00	85.07	2,126,750.00	0.00	1,005,673.15 1,121,076.85	29,224.99 1.37%	10.68%
SPDR S&P MidCap 400 ETF Trust (TICKER: MDY , CUSIP:78467Y107)	750.00	533.48	400,110.00	980.79	214,249.84 185,860.16	5,277.00 1.32%	2.01%
Vanguard S&P 500 ETF (TICKER: VOO , CUSIP:922908363)	7,100.00	513.91	3,648,761.00	0.00	2,292,135.41 1,356,625.59	49,508.29 1.36%	18.32%
Total Domestic Equity Funds			\$6,754,142.00	\$980.79	\$3,852,425.35 \$2,901,716.65	\$91,167.48 1.35%	33.92%
International Equity Funds							
iShares Core MSCI EAFE ETF (TICKER: IEFA , CUSIP:46432F842)	3,300.00	75.65	249,645.00	0.00	202,285.05 47,359.95	8,052.00 3.23%	1.26%
iShares Core MSCI Emerging Markets ETF (TICKER: IEMG , CUSIP:46434G103)	2,000.00	53.97	107,940.00	0.00	110,455.88 -2,515.88	3,344.00 3.10%	0.54%
Total International Equity Funds			\$357,585.00	\$0.00	\$312,740.93 \$44,844.07	\$11,396.00 3.19%	1.80%
Total Equities			\$14,238,141.55	\$2,845.04	\$8,344,003.12 \$5,894,138.43	\$175,328.18 1.23%	71.51%
Fixed Income							
Domestic Fixed Income							
Amazon.com Inc 4.7% 01 Dec 2032 (CUSIP:023135CR5)	350,000.00	100.861	353,013.50	5,483.33	337,837.50 15,176.00	16,450.00 4.66%	1.77%
American Express National Bank 4.75% 29 Mar 2028 (CUSIP:02589AES7)	225,000.00	101.712	228,852.00	87.84	224,437.50 4,414.50	10,687.50 4.67%	1.15%
BMW Bank of North America 4.8% 22 Sep 2027 (CUSIP:05580A3K8)	200,000.00	101.587	203,174.00	263.01	199,600.00 3,574.00	9,600.00 4.73%	1.02%

Portfolio Holdings on March 31, 2025 (continued)

	Quantity	Price	Market Value	Accrued Income	Cost Basis / Unrealized G/L	Est. Ann. Inc. /Yield at Market	% of Account
<i>Domestic Fixed Income (continued)</i>							
Federal Farm Credit Banks Funding Corp 1.23% 29 Jul 2030 (CUSIP:3133EL2C7)	200,000.00	85.642	171,284.00	423.67	200,000.00 -28,716.00	2,460.00 1.44%	0.86%
Federal Farm Credit Banks Funding Corp 3.25% 27 Feb 2034 (CUSIP:3133EKBJ4)	300,000.00	91.414	274,242.00	920.83	256,983.00 17,259.00	9,750.00 3.56%	1.38%
Federal Home Loan Banks 1.24% 03 Sep 2030 (CUSIP:3130AK2T2)	200,000.00	85.596	171,192.00	192.89	200,000.00 -28,808.00	2,480.00 1.45%	0.86%
Federal Home Loan Banks 4.625% 09 Mar 2035 (CUSIP:3130B4ZS3)	500,000.00	101.774	508,870.00	3,211.81	497,439.00 11,431.00	23,125.00 4.54%	2.56%
Federal Home Loan Banks 4.75% 10 Mar 2034 (CUSIP:3130BOX87)	300,000.00	102.697	308,091.00	831.25	319,845.00 -11,754.00	14,250.00 4.63%	1.55%
Federal Home Loan Mortgage Corp 6.75% 15 Mar 2031 (CUSIP:3134A4AA2)	300,000.00	113.786	341,358.00	900.00	337,801.20 3,556.80	20,250.00 5.93%	1.71%
Goldman Sachs Bank USA/New York NY 1% 04 Aug 2026 (CUSIP:38149MXU2)	250,000.00	95.99	239,975.00	383.56	249,375.00 -9,400.00	2,500.00 1.04%	1.21%
Honeywell International Inc 4.5% 15 Jan 2034 (CUSIP:438516CM6)	100,000.00	96.657	96,657.00	950.00	98,170.00 -1,513.00	4,500.00 4.66%	0.49%
Intel Corp 5.2% 10 Feb 2033 (CUSIP:458140CG3)	100,000.00	98.737	98,737.00	736.67	99,980.00 -1,243.00	5,200.00 5.27%	0.50%
Kentucky Utilities Co 5.45% 15 Apr 2033 (CUSIP:491674BN6)	100,000.00	102.2482	102,248.18	2,513.06	101,800.00 448.18	5,450.00 5.33%	0.51%

Portfolio Holdings on March 31, 2025 (continued)

	Quantity	Price	Market Value	Accrued Income	Cost Basis / Unrealized G/L	Est. Ann. Inc. /Yield at Market	% of Account
<i>Domestic Fixed Income (continued)</i>							
Morgan Stanley Bank NA 4.85% 30 Mar 2027 (CUSIP:61690U3M0)	225,000.00	101.417	228,188.25	59.79	224,550.00 3,638.25	10,912.50 4.78%	1.15%
Sallie Mae Bank .85% 17 Jun 2025 (CUSIP:7954506P5)	250,000.00	99.256	248,140.00	611.30	248,750.00 -610.00	2,125.00 0.86%	1.25%
State Bank of India/Chicago IL .95% 26 Jun 2025 (CUSIP:856283N69)	250,000.00	99.131	247,827.50	624.66	249,375.00 -1,547.50	2,375.00 0.96%	1.24%
Thermo Fisher Scientific Inc 5.086% 10 Aug 2033 (CUSIP:883556CX8)	150,000.00	101.0836	151,625.33	1,080.78	146,955.00 4,670.33	7,629.00 5.03%	0.76%
UBS Bank USA .95% 11 Aug 2026 (CUSIP:90348JR93)	250,000.00	95.852	239,630.00	136.65	249,375.00 -9,745.00	2,375.00 0.99%	1.20%
United States Treasury Note/Bond 4.625% 15 Nov 2044 (CUSIP:912810UF3)	300,000.00	100.125	300,375.00	4,599.45	285,925.78 14,449.22	13,875.00 4.62%	1.51%
United States Treasury Note/Bond 4.75% 15 Feb 2045 (CUSIP:912810UJ5)	500,000.00	101.828	509,140.00	2,952.35	499,328.13 9,811.87	23,750.00 4.66%	2.55%
Total Domestic Fixed Income			\$5,022,619.76	\$26,962.90	\$5,027,527.11 -\$4,907.35	\$189,744.00 3.78%	25.23%
Total Fixed Income			\$5,022,619.76	\$26,962.90	\$5,027,527.11 -\$4,907.35	\$189,744.00 3.78%	25.23%
Total For xxxxxx0538 TIVERTON POLICE PENSION PLAN AGY			\$19,910,736.05	\$32,009.07	\$14,021,504.97 \$5,889,231.08	\$390,752.68 1.96%	100.00%

Your Transaction Detail

Transaction Date	Transaction Description	Amount	Accrued Income	Cost Basis Realized G/L
xxxxxx0538 TIVERTON POLICE PENSION PLAN AGY				
Receipts				
<i>Contributions</i>				
March 10, 2025	Cash Receipt - Employee Contribution via Check, Current Year Employee Contribution, CK 3015501873 DTD 03/06/25 for P/R 02/07-02/20/25 Town of Tiverton	9,421.35		0.00
March 24, 2025	Cash Receipt - Employee Contribution via Check, Current Year Employee Contribution, CK 3015501894 DTD 03/20/25 for P/R 02/21-03/06/25 Town of Tiverton	9,244.27		0.00
Total Contributions		\$18,665.62	\$0.00	\$0.00
Total Receipts		\$18,665.62	\$0.00	\$0.00
Disbursements				
<i>Withdrawals</i>				
March 1, 2025	Cash Disbursement - IRA- Normal Distribution via MEMO, 40 PENSION PAYMENTS ACH CHKS DATED 030125 NET 112838.17 FT 6987.17 ST 3120.52 OTH 441.91	-123,387.77		0.00
Total Withdrawals		-\$123,387.77	\$0.00	\$0.00
<i>Fees</i>				
March 17, 2025	Periodic Fee, Computed for 2055000538	-9,654.22		0.00
Total Fees		-\$9,654.22	\$0.00	\$0.00
<i>Other</i>				
March 3, 2025	Cash Disbursement - Miscellaneous Expense Via Check, Paid To Compensation Planning Inc., INV. 25663 DTD 02.14.25	-350.00		0.00
Total Other		-\$350.00	\$0.00	\$0.00
Total Disbursements		-\$133,391.99	\$0.00	\$0.00

Your Transaction Detail (continued)

Transaction Date	Transaction Description	Amount	Accrued Income	Cost Basis Realized G/L
xxxxxx0538 TIVERTON POLICE PENSION PLAN AGY (Continued)				
Corporate Actions/Income				
<i>Dividends</i>				
March 3, 2025	Cash Dividend 0.59 USD Visa INC For 625.00 Shares Due on 03/03/25 With Ex Date 02/11/25	368.75		0.00
March 3, 2025	Daily Rate Income on Vanguard Intermediate-Term Investment-Grade Fund For Period of 02/01/25 to 02/28/25 Due on 03/03/25	149.21		0.00
March 3, 2025	Daily Rate Income on Fidelity Government Portfolio For Period of 02/01/25 to 02/28/25 Due on 03/03/25	4,393.31		0.00
March 4, 2025	Cash Dividend 1.24 USD Johnson & Johnson For 800.00 Shares Due on 03/04/25 With Ex Date 02/18/25	992.00		0.00
March 4, 2025	Cash Dividend 0.5 USD Zoetis INC For 950.00 Shares Due on 03/04/25 With Ex Date 01/21/25	475.00		0.00
March 6, 2025	Cash Dividend 0.375 USD TJX Cos Inc/The For 1,250.00 Shares Due on 03/06/25 With Ex Date 02/13/25	468.75		0.00
March 7, 2025	Cash Dividend 0.25 USD Westinghouse Air Brake Technologies Corp For 800.00 Shares Due on 03/07/25 With Ex Date 02/21/25	200.00		0.00
March 10, 2025	Cash Dividend 1.5 USD Eli Lilly & Co For 125.00 Shares Due on 03/10/25 With Ex Date 02/14/25	187.50		0.00
March 12, 2025	Cash Dividend 0.96 USD S&P Global Inc For 325.00 Shares Due on 03/12/25 With Ex Date 02/26/25	312.00		0.00
March 13, 2025	Cash Dividend 0.83 USD Microsoft CORP For 725.00 Shares Due on 03/13/25 With Ex Date 02/20/25	601.75		0.00
March 14, 2025	Cash Dividend 1.13 USD Honeywell International Inc For 350.00 Shares Due on 03/14/25 With Ex Date 02/28/25	395.50		0.00
March 17, 2025	Cash Dividend 0.2 USD Alphabet Inc For 1,500.00 Shares Due on 03/17/25 With Ex Date 03/10/25	300.00		0.00
March 17, 2025	Cash Dividend 1.77 USD McDonald's CORP For 400.00 Shares Due on 03/17/25 With Ex Date 03/03/25	708.00		0.00
March 17, 2025	Cash Dividend 0.5665 USD NextEra Energy Inc For 2,175.00 Shares Due on 03/17/25 With Ex Date 02/28/25	1,232.14		0.00
March 19, 2025	Cash Dividend 4.69 USD Equinix Inc For 125.00 Shares Due on 03/19/25 With Ex Date 02/26/25	586.25		0.00

Your Transaction Detail (continued)

Transaction Date	Transaction Description	Amount	Accrued Income	Cost Basis Realized G/L
xxxxxx0538 TIVERTON POLICE PENSION PLAN AGY (Continued)				
Corporate Actions/Income (Continued)				
<i>Dividends (Continued)</i>				
March 20, 2025	Cash Dividend 0.63 USD RTX Corp For 1,200.00 Shares Due on 03/20/25 With Ex Date 02/21/25	756.00		0.00
March 21, 2025	Cash Dividend 0.32 USD Jacobs Solutions Inc For 1,150.00 Shares Due on 03/21/25 With Ex Date 02/21/25	368.00		0.00
March 21, 2025	Cash Dividend 0.459853 USD iShares Russell 2000 ETF For 2,900.00 Shares Due on 03/21/25 With Ex Date 03/18/25	1,333.57		0.00
March 21, 2025	Cash Dividend 0.260935 USD iShares Russell Mid-Cap ETF For 25,000.00 Shares Due on 03/21/25 With Ex Date 03/18/25	6,523.38		0.00
March 24, 2025	Cash Dividend 5.21 USD Blackrock Inc For 115.00 Shares Due on 03/24/25 With Ex Date 03/07/25	599.15		0.00
March 26, 2025	Cash Dividend 0.525 USD Meta Platforms Inc For 275.00 Shares Due on 03/26/25 With Ex Date 03/14/25	144.38		0.00
March 27, 2025	Cash Dividend 2.3 USD Home Depot Inc/The For 300.00 Shares Due on 03/27/25 With Ex Date 03/13/25	690.00		0.00
March 31, 2025	Cash Dividend 0.45 USD Verisk Analytics Inc For 575.00 Shares Due on 03/31/25 With Ex Date 03/14/25	258.75		0.00
March 31, 2025	Cash Dividend 9.6 USD Booking Holdings Inc For 30.00 Shares Due on 03/31/25 With Ex Date 03/07/25	288.00		0.00
March 31, 2025	Cash Dividend 0.59 USD Broadcom INC For 700.00 Shares Due on 03/31/25 With Ex Date 03/20/25	413.00		0.00
March 31, 2025	Cash Dividend 1.04 USD Becton Dickinson and Co For 675.00 Shares Due on 03/31/25 With Ex Date 03/10/25	702.00		0.00
March 31, 2025	Cash Dividend 1.8121 USD Vanguard S&P 500 ETF For 7,100.00 Shares Due on 03/31/25 With Ex Date 03/27/25	12,865.91		0.00
Total Dividends		\$36,312.30	\$0.00	\$0.00
<i>Interest</i>				
March 3, 2025	Interest Payment 0.0124 USD Federal Home Loan Banks 1.24% 03 Sep 2030 For 200,000.00 Par Value Due on 03/03/25 With Ex Date 03/03/25	1,240.00		0.00
March 10, 2025	Interest Payment 0.0475 USD Federal Home Loan Banks 4.75% 10 Mar 2034 For 300,000.00 Par Value Due on 03/10/25 With Ex Date 03/10/25	7,125.00		0.00

Your Transaction Detail (continued)

Transaction Date	Transaction Description	Amount	Accrued Income	Cost Basis Realized G/L
xxxxxx0538 TIVERTON POLICE PENSION PLAN AGY (Continued)				
Corporate Actions/Income (Continued)				
<i>Interest (Continued)</i>				
March 11, 2025	Interest Payment 0.0095 USD UBS Bank USA .95% 11 Aug 2026 For 250,000.00 Par Value Due on 03/11/25 With Ex Date 03/11/25	182.19		0.00
March 17, 2025	Interest Payment 0.0675 USD Federal Home Loan Mortgage Corp 6.75% 15 Mar 2031 For 300,000.00 Par Value Due on 03/17/25 With Ex Date 03/15/25	10,125.00		0.00
March 24, 2025	Interest Payment 0.048 USD BMW Bank of North America 4.8% 22 Sep 2027 For 200,000.00 Par Value Due on 03/24/25 With Ex Date 03/22/25	4,760.55		0.00
March 31, 2025	Interest Payment 0.0485 USD Morgan Stanley Bank NA 4.85% 30 Mar 2027 For 225,000.00 Par Value Due on 03/31/25 With Ex Date 03/30/25	5,411.40		0.00
March 31, 2025	Interest Payment 0.0475 USD American Express National Bank 4.75% 29 Mar 2028 For 225,000.00 Par Value Due on 03/31/25 With Ex Date 03/29/25	5,299.83		0.00
Total Interest		\$34,143.97	\$0.00	\$0.00
Total Corporate Actions/Income		\$70,456.27	\$0.00	\$0.00
Cash Sweep Activity				
March 31, 2025	Sweep sales totaling -123,588.56 units of Fidelity Government Portfolio for Defined Model (Capital) (2 Transactions)	123,588.56		-123,588.56
March 31, 2025	Sweep purchases totaling 79,318.46 units of Fidelity Government Portfolio for Defined Model (Capital) (23 Transactions)	-79,318.46		79,318.46
Total Cash Sweep Activity		\$44,270.10	\$0.00	-\$44,270.10
Total xxxxxx0538 TIVERTON POLICE PENSION PLAN AGY		\$0.00	\$0.00	-\$44,270.10
				\$0.00

Information

Account Value and Performance

Security prices and income projections shown have been obtained from sources believed to be reliable. However, we cannot guarantee their accuracy or that securities can be bought or sold at these prices. In addition, this report provides a total account view and may include unsupervised assets which are taken into account for both market value and performance.

Account Safety and Correction of Discrepancies

Please review your statement carefully and report any discrepancies promptly to your Wealth Management Client Services Representative at the number provided on your statement. It is recommended that you confirm any oral communications in writing by sending Washington Trust Wealth Management (hereinafter referred to as "WTWM") a letter within ten (10) days of receipt of your statement.

Bond Amortization

The premiums on all applicable bonds will be amortized. If you chose not to amortize the premiums, please contact your Wealth Management Client Service Representative at the number provided on your statement.

Brokerage Transactions

WTWM passes through brokerage commissions to the account at cost on all equity transactions. In selecting a broker, WTWM will take into consideration prices, compensation, and other relevant factors, including execution capabilities and the range and quality of eligible research services WTWM can access and use in the investment decision making process, such as reports that provide advice and analysis regarding issuers, industries, securities, economic factors and trends, portfolio strategy and performance. For accounts and trades where Washington Trust exercises investment discretion, broker-dealer compensation paid may exceed the compensation that could be obtained from another broker or dealer, particularly if such other broker or dealer were not providing research or other services. In some instances, a product may not be deemed to be completely within the definition of eligible research and the cost of such a product will be allocated between eligible and non-eligible services based upon a good faith determination by WTWM.

Changes and Updates to your Account Information

Please contact your Wealth Management Client Service Representative at the number provided on your statement if you have any changes in your contact information or if you wish to impose any reasonable restrictions on the management of your account(s) or modify any existing restrictions.

Changes and Updates to your Financial Situation or Investment Strategy

It is important to periodically review your investment objectives so that your investment strategy remains appropriate to your personal investment goals, spending requirements, and financial, estate, and tax planning needs. Your statement includes the investment objective currently assigned to your account(s). Please contact your Wealth Management Client Service Representative at the number provided on your statement to notify us if there have been any changes in your financial situation, investment objectives, or risk tolerance.

Fees and Charges

The "Fees and Charges" amount shown on your statement includes all activity fees consistent with your fee agreement.

Foreign ADR

Foreign Corporations that wish to have their securities traded on U.S. stock exchanges, issue American Depositary Receipts (ADRs), which make the foreign securities more accessible to U.S. investors. If your portfolio holds foreign securities, such securities will be held in ADRs. Foreign governments may impose

Information (continued)

withholding taxes on the gross amount of foreign dividends sourced to their countries. These withholding requirements may be subject to modification under certain tax treaties, depending on the country of origin of the issuer of the stock underlying ADR. Please consult your tax advisor for advice regarding the tax options applicable to your particular situation.

Individual Retirement Accounts – Reporting Fair Market Value

The fair market value as of December 31st will be reported to the IRS as required by law.

Individual Retirement Accounts – Withholding on Distribution or Withdrawals

Federal tax law requires WTWM to withhold income tax on distribution(s) from your taxable retirement accounts by electing a percentage or fixed amount to be withheld from your distribution unless you elect not to have income taxes withheld. **If you do not have enough income tax withheld from your distributions, you may be responsible for the payment of estimated tax. You may incur penalties if the amounts withheld and your estimated tax payments are not equal to your tax obligation.** State withholding, if applicable, is subject to the state's withholding requirements.

Mutual Funds

The dollar amount of Mutual Fund distributions, Money Market Fund dividend income, Bank Deposit interest income, or dividends for other securities shown on your statement may have been reinvested. Although a money market mutual fund (money fund) seeks to preserve the value of your investment at \$1 per share, it is possible to lose money by investing in a money market fund. Pursuant to applicable regulation, account statements will be produced monthly or quarterly. Balances in Federal Deposit Insurance Corporation (FDIC)-insured bank deposit sweep products are not protected by Securities Investor Protection Corporation (SIPC). WTWM may receive compensation in the form of Rule 12b-1 fees, commissions and/or soft dollars from mutual funds it utilizes for the services we provide to the Mutual Fund. There is no additional cost to the account from the arrangement and not all accounts may benefit from such compensation.

Privacy Statement

WTWM is committed to maintaining the confidentiality, integrity and security of your personal information that is entrusted to us. The Washington Trust Company Privacy Policy will be sent to you annually at your address on file. To obtain a copy of our current Privacy Policy, please visit our website at www.washtrustwealth.com or contact your Wealth Management Client Services Representative at the number provided on your statement.

Tax and Withholding Election Notice – IRA and Pensions

Distributions that are not subject to income tax – such as trustee-to-trustee transfers and qualified Roth distributions – generally are not subject to federal income tax withholding.

For IRAs, taxable distributions you receive from your IRA generally are subject to 10% Federal income tax withholding, unless you elect otherwise. You are responsible for determining and paying all Federal, and if applicable, state and local taxes on distributions from all IRAs you own. You may waive withholding, or withhold a different amount, by returning a signed and dated Withholding Certificate. However, you generally cannot choose to withhold less than 10% for payments to be delivered outside the United States and its territories.

Your election is valid until you change it, and you can do so at any time by completing a new Withholding Certificate. **(Please note: if you do not have enough Federal income tax withheld from your IRA distribution, you may incur penalties under the estimated tax rules if your withholding and estimated tax payments are not sufficient.)**

Information (continued)

For qualified pension plans (like 401(k) plans), taxable distributions you receive which are eligible to be rolled over to an IRA or qualified plan – generally everything other than required minimum distributions - are subject to a 20% default rate of withholding, which cannot be waived or reduced.

Verification of Account Owner(s) Identity

To help the government fight the funding of terrorism and money laundering activities, federal law requires all financial institutions to obtain, verify, and record information that identifies each person who opens an account, or is added to an existing account. Such information includes, name, address, date of birth, social security number, a valid driver's license or other valid identifying documentation, and any other information that will allow us to verify the identity of all accountholders.

General Disclosures

The information provided in this report, including gain and loss information, is being provided for informational purposes only and does not constitute, legal, tax or investment advice and it should not be relied on as such. Please consult with a financial advisor, attorney or tax professional regarding your specific investment, legal or tax situation.

Mutual funds, ETFs, and/or other securities are not backed or guaranteed by any bank. Such securities are not insured by the FDIC and involve investment risk including possible loss of principal.